


# Spellings

Name: \_\_\_\_\_



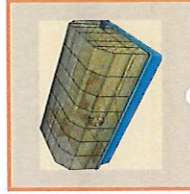


## Week 1

Tick the columns as you follow the instructions from left to right. Make sure you spell the words in the 'write' column. If you spell the word incorrectly, write it again in the 'correction' column.

	Look	Say	Cover	Write	Check	Correction
community						
curiosity						
ability						
captivity						
activity						

Now that you know your spellings, can you match them with the correct picture?




## Creating nouns using -ity suffix

### Week 1

Tick the columns as you follow the instructions from left to right. Make sure you spell the words in the 'write' column. If you spell the word incorrectly, write it again in the 'correction' column.

	Look	Say	Cover	Write	Check	Correction
sensitivity						
possibility						
flexibility						
visibility						
eternity						

Now that you know your spellings, can you match them with the correct picture?



## Other Ways to Help You Learn Your Spellings

### Bubble Letters

Write your spelling words using bubble lettering and then colour them in.

spell

### Speed Write

How many times can you write each of your spelling words in 30 seconds?

### Word Scramble

Ask a friend or grown-up to scramble all of the letters in each of your spellings. Can you work out each anagram?

### Spelling Story

Can you write a passage of text that contains all ten of your spelling words? It's not as easy as you think!


## Creating nouns using -ness suffix

### Week 2

Tick the columns as you follow the instructions from left to right. Make sure you spell the words in the 'write' column. If you spell the word incorrectly, write it again in the 'correction' column.

	Look	Say	Cover	Write	Check	Correction
<b>happiness</b>						
<b>hardness</b>						
<b>madness</b>						
<b>nastiness</b>						
<b>silliness</b>						

Now that you know your spellings, can you match them with the correct picture?



## Creating nouns using -ness suffix

### Week 2

Tick the columns as you follow the instructions from left to right. Make sure you spell the words in the 'write' column. If you spell the word incorrectly, write it again in the 'correction' column.

	Look	Say	Cover	Write	Check	Correction
<b>tidiness</b>						
<b>childishness</b>						
<b>willingness</b>						
<b>carelessness</b>						
<b>foolishness</b>						

Now that you know your spellings, can you match them with the correct picture?



# Other Ways to Help You Learn Your Spellings

## Bubble Letters

Write your spelling words using bubble lettering and then colour them in.

**spell**

## Speed Write

How many times can you write each of your spelling words in 30 seconds?

## Word Scramble

Ask a friend or grown-up to scramble all of the letters in each of your spellings. Can you work out each anagram?

## Spelling Story

Can you write a passage of text that contains all ten of your spelling words? It's not as easy as you think!


# Creating nouns using -ship suffix

## Week 3

Tick the columns as you follow the instructions from left to right. Make sure you spell the words in the 'write' column. If you spell the word incorrectly, write it again in the 'correction' column.

	Look	Say	Cover	Write	Check	Correction
membership						
ownership						
partnership						
dictatorship						
championship						

Now that you know your spellings, can you match them with the correct picture?



## Creating nouns using -ship suffix

### Week 3

Tick the columns as you follow the instructions from left to right. Make sure you spell the words in the 'write' column. If you spell the word incorrectly, write it again in the 'correction' column.

	Look	Say	Cover	Write	Check	Correction
craftsmanship						
fellowship						
apprenticeship						
citizenship						
sponsorship						

Now that you know your spellings, can you match them with the correct picture?



## Other Ways to Help You Learn Your Spellings

### Bubble Letters

Write your spelling words using bubble lettering and then colour them in.

spell

### Speed Write

How many times can you write each of your spelling words in 30 seconds?

### Word Scramble

Ask a friend or grown-up to scramble all of the letters in each of your spellings. Can you work out each anagram?

### Spelling Story

Can you write a passage of text that contains all ten of your spelling words? It's not as easy as you think!

## Homophones & Near Homophones

### Week 4

Tick the columns as you follow the instructions from left to right. Make sure you spell the words in the 'write' column. If you spell the word incorrectly, write it again in the 'correction' column.

	Look	Say	Cover	Write	Check	Correction
stationary						
stationery						
steal						
steel						
wary						

Now that you know your spellings, can you match them with the correct picture?



## Homophones & Near Homophones

### Week 4

Tick the columns as you follow the instructions from left to right. Make sure you spell the words in the 'write' column. If you spell the word incorrectly, write it again in the 'correction' column.

	Look	Say	Cover	Write	Check	Correction
weary						
who's						
whose						
fate						
fete						

Now that you know your spellings, can you match them with the correct picture?



# Other Ways to Help You Learn Your Spellings

## Bubble Letters

Write your spelling words using bubble lettering and then colour them in.

spell

## Speed Write

How many times can you write each of your spelling words in 30 seconds?

## Word Scramble

Ask a friend or grown-up to scramble all of the letters in each of your spellings. Can you work out each anagram?

## Spelling Story

Can you write a passage of text that contains all ten of your spelling words? It's not as easy as you think!

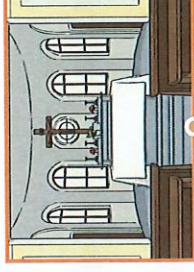
# Homophones & Near Homophones

## Week 5

Tick the columns as you follow the instructions from left to right. Make sure you spell the words in the 'write' column. If you spell the word incorrectly, write it again in the 'correction' column.

	Look	Say	Cover	Write	Check	Correction
alter						
altar						
ascent						
assent						
bridal						

Now that you know your spellings, can you match them with the correct picture?



## Homophones & Near Homophones

### Week 5

Tick the columns as you follow the instructions from left to right. Make sure you spell the words in the 'write' column. If you spell the word incorrectly, write it again in the 'correction' column.

	Look	Say	Cover	Write	Check	Correction
bridle						
cereal						
serial						
compliment						
complement						

Now that you know your spellings, can you match them with the correct picture?



The goal you scored was brilliant!



## Other Ways to Help You Learn Your Spellings

### Bubble Letters

Write your spelling words using bubble lettering and then colour them in.

spell

### Speed Write

How many times can you write each of your spelling words in 30 seconds?

### Word Scramble

Ask a friend or grown-up to scramble all of the letters in each of your spellings. Can you work out each anagram?

### Spelling Story

Can you write a passage of text that contains all ten of your spelling words? It's not as easy as you think!



## Homophones & Near Homophones

### Week 6

Tick the columns as you follow the instructions from left to right. Make sure you spell the words in the 'write' column. If you spell the word incorrectly, write it again in the 'correction' column.

	Look	Say	Cover	Write	Check	Correction
<b>principal</b>						
<b>principle</b>						
<b>profit</b>						
<b>prophet</b>						
<b>descent</b>						

Now that you know your spellings, can you match them with the correct picture?




## Homophones & Near Homophones

### Week 6

Tick the columns as you follow the instructions from left to right. Make sure you spell the words in the 'write' column. If you spell the word incorrectly, write it again in the 'correction' column.

	Look	Say	Cover	Write	Check	Correction
<b>dissent</b>						
<b>desert</b>						
<b>dessert</b>						
<b>draft</b>						
<b>draught</b>						

Now that you know your spellings, can you match them with the correct picture?



## Other Ways to Help You Learn Your Spellings

### Bubble Letters

Write your spelling words using bubble lettering and then colour them in.

spell

### Speed Write

How many times can you write each of your spelling words in 30 seconds?

### Word Scramble

Ask a friend or grown-up to scramble all of the letters in each of your spellings.  
Can you work out each anagram?

### Spelling Story

Can you write a passage of text that contains all ten of your spelling words?  
It's not as easy as you think!